

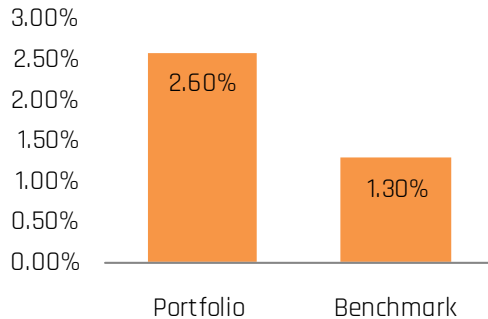
ACE- Mid Cap

Inception Date : 20-May-2020

No. Of Stocks : 10

Benchmark : BSEMidcap

Dividend Yield



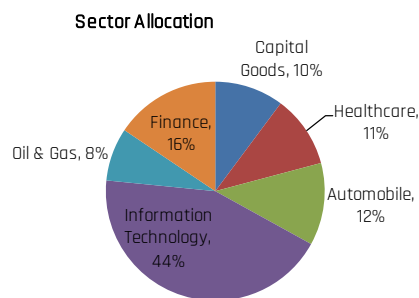
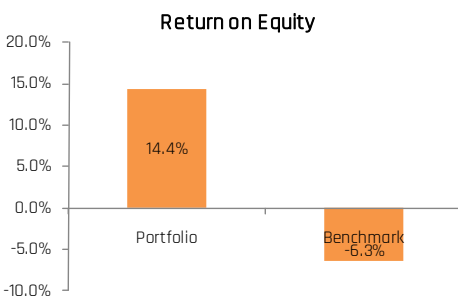
Strategy Snapshot

- SuperNormal portfolio selected from the Mid-cap universe of next 150 stocks beyond the top 100 stocks.
- The midcap universe offers exposure to stocks which are next level industry leaders from a wide range of Industries
- 8 to 12 SuperNormal companies which are available at SuperNormal Prices and are regularly monitored and Re-aligned by the equity specialist team.

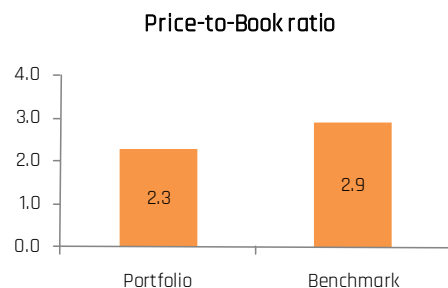
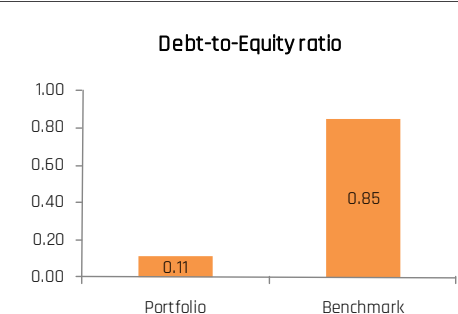
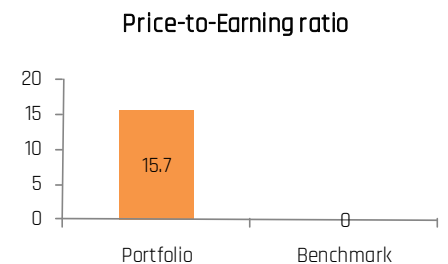
Performance (Model Portfolio) (as of December 31, 2020)	Last 1 Mo	Last 3 Mo	Last 6 Mo	Last 1 Yr	Since Inception
Portfolio	9.89%	27.94%	48.44%		71.37%
Benchmark	6.07%	22.01%	37.43%		59.08%

Performance up to 1 Year is absolute and above 1 Year is CAGR

Fundamental Parameters



Valuation Parameters



Email: retailresearch@acm.co.in

Research Analyst Registration Number: INH000002483
CIN: U65990MH1993PLC075388
An ISO 9001:2015 Certified Company
Follow us on:



Disclaimer :

Past performance is not indicative of future performance and future results. Above portfolio performances are post fees and Performance computed on model portfolio. The recommendations made by ACMIL could be those that are based on its own research. Individual returns of Clients for a particular portfolio may vary significantly from the performance of the other portfolios. No claims may be made or entertained for any variances between the performance depictions and individual portfolio performance. Investments in securities market are subject to market risk, read all the related documents carefully before investing.