

ACE- Small Cap

Inception Date: 26-May-2020

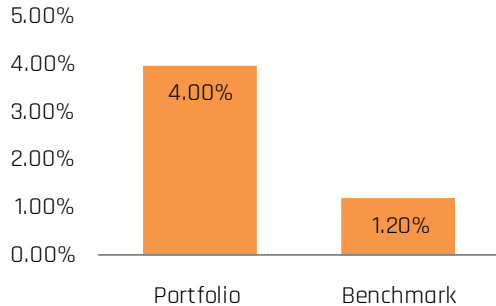
No. of Stocks: 10

Benchmark: BSE Smallcap

Performance (Model Portfolio) (as of Dec 31, 2020)	Last 1 Mo	Last 3 Mo	Last 6 Mo	Last 1 Yr	Since Inception
Portfolio	12.45%	19.36%	45.67%		82.21%
Benchmark	7.25%	21.73%	46.18%		70.89%

Performance up to 1 Year is absolute and above 1 Year is CAGR

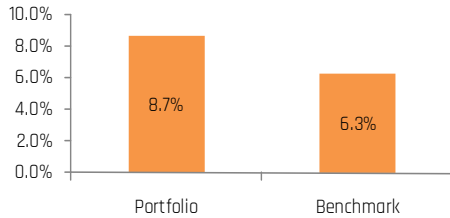
Dividend Yield



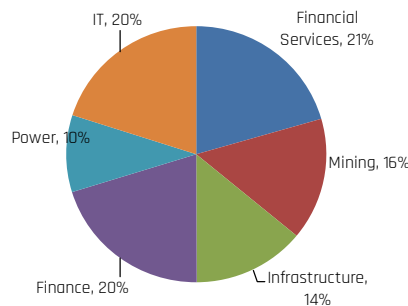
- SuperNormal portfolio selected from the Smallcap universe beyond the top 250 stocks.
- The smallcap universe offers exposure to emerging leaders in their respective industries.
- 8 to 12 SuperNormal companies which are available at SuperNormal Prices and are regularly monitored and realigned by the equity specialist team.

Fundamental Parameters

Return on Equity

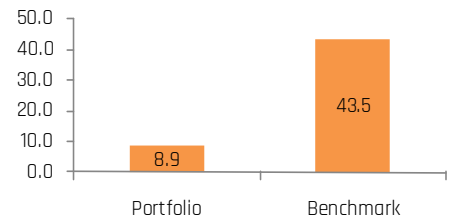


Allocation

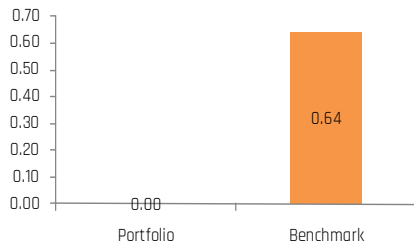


Valuation Parameters

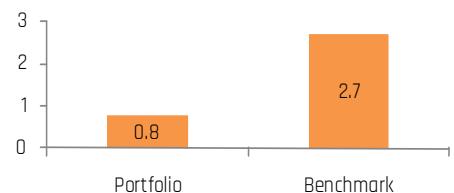
Price-to-Earning ratio



Debt-to-Equity ratio



Price-to-Book ratio



Email: retailresearch@acm.co.in

Research Analyst Registration Number: INH000002483
CIN: U65990MH1993PLC075388
An ISO 9001:2015 Certified Company

Follow us on:



Disclaimer :

Past performance is not indicative of future performance and future results. Above portfolio performances are post fees and Performance computed on model portfolio. The recommendations made by ACMIL could be those that are based on its own research. Individual returns of Clients for a particular portfolio may vary significantly from the performance of the other portfolios. No claims may be made or entertained for any variances between the performance depictions and individual portfolio performance. Investments in securities market are subject to market risk, read all the related documents carefully before investing.