

CORPORATE AND ECONOMY NEWS

- **Hindustan Zinc:** The state-owned company received renewable power from Serentica's 180 MW solar project.
- **TCS Q1 FY25 (Consolidated, QoQ):** Revenue up 2.2% at Rs 62613 crore versus Rs 61237 crore. EBIT down 3% at Rs 15,442 crore versus Rs 15,918 crore. EBIT margin at 24.7% versus 26%. Net profit down 3.2% at Rs 12,105 crore versus Rs 12,502 crore.
- **Prestige Estates Projects:** The real estate firm recorded a 22.6% year-on-year dip in sales at Rs 3,030 crore in the first quarter of this fiscal due to a lag in approvals and project launches amid the election season. The total sales volume during the quarter also fell to 2.86 million sq ft. The average realisation rose 16% year-on-year to Rs 11,934 per sq. ft. for apartments, villas, and commercial
- **Mahindra & Mahindra:** The auto company's total production in the first quarter of this fiscal was 69,045 units, up 8% year-on-year and total sales were up 11% at 66,800 units. The total exports were up 4% to 2,597 units for the quarter ended June. The company also reduced its stake in Switzerland's Gamaya from 15.04% to 4.33% due to a shareholding reorganisation.
- **Aditya Birla Fashion And Retail:** The fashion company raised its stake in Goodview Fashion to 51% from 33.5% for Rs 127 crore. Goodview Fashion manufactures and sells ethnic couture under the Tarun Tahiliani brand.
- **Adani Wilmar:** The Ahmedabad-based company will acquire a 67% stake in specialty chemical company Omkar Chemical Industries at an enterprise value of Rs 56.25 crore.
- **Rashtriya Chemicals & Fertilisers:** The chemical and fertiliser company placed a purchase order worth Rs 514 crore. The order is to revamp its ammonia plant in Thal, Maharashtra.
- **Allcargo Terminals:** The logistics company reported CFS volumes for the month of June at 55.9 '000 TEUs, up 20% year-on-year.
- **Vodafone Idea:** Shareholders approved the issuance of preferential shares. In other news, the telecom giant received notice from ATC Telecom Infra for the conversion of OCDs worth Rs 160 crore into shares.
- **Azad Engineering:** The manufacturing company received a five-year contract from Germany's Siemens Energy Global for the supply of rotating components for Siemens' gas and thermal turbine engines.
- **Infosys:** The technology giant received a contract from the Delaware Department of Labor to upgrade its legacy systems.
- **LT Foods:** The FMCG company expanded its footprint to the United Kingdom to tap the £1 billion rice and rice-based food market. Eyes revenue to the tune of £100 million in the next 5 years.
- **Oriental Rail Infrastructure:** The company's unit received a Rs 432 crore order for the supply of 1,200 BVCM-C wagons from Indian Railways.
- **Nazara Technologies:** The technology company's unit Nodwin Singapore acquired an additional 43.5% stake in Freaks 4U Gaming for €23.45 million; Freaks 4U became a step-down subsidiary of the company.
- **Affle (India):** The mobile marketing platform received a patent in the US titled 'Method and system for enabling an interaction between user and podcast'.

Source: Bloombergquint, Economic Times, Business Standard, Business Line, Times of India, Mint, Indian Express, Business Today, Indian Express, Money Control, in.investing, Cnbctv18.

MARKET SCAN

INDIAN INDICES

Index	Clsg	Chg
BSE Sensex	79897	-0.03%
Nifty	24316	-0.03%
Banknifty	52271	0.16%
Inida Vix	14.00	-3.03%

GLOBAL INDICES

DJIA	39754	0.08%
Nasdaq	18283	-1.95%
FTSE	8223	0.36%
CAC	7627	0.71%
DAX	18535	0.69%
Nikkei	41364	-2.04%
Hang Seng	18195	2.04%

SECTOR INDEX (NSE)

IT	37333	0.14%
Infra	9264	-0.15%
Energy	42757	0.19%
FMCG	59517	0.28%
Pharma	20602	-0.60%
Auto	25257	-0.18%
Metals	9723	0.00%
Midcap	57148	0.40%
Nifty 500	23005	0.12%

DII/FII INVESTMENT (IN.CR.)

DII	1,676
FII/FPI	-1,137

Top Open Interest Gainers

Symbol	Curr	% Chg
SUNTV	20.60%	3.83%
TCS	11.14%	0.54%
IOC	8.76%	1.78%
SYNGENE	8.35%	-0.50%

Top Open Interest Losers

GLENMARK	-17.94%	0.20%
BALRAMCHIN	-10.03%	1.92%
INDIACEM	-8.88%	3.24%
POLYCAB	-6.68%	3.90%

FOREX MARKET

USDINR	83.53	0.03%
EURINR	90.78	0.04%

COMMODITY MARKET

Gold (\$/OZ)	2414.00	-0.33%
Silver(\$/OZ)	31.49	-0.57%
Brent (\$/Bbl)	85.78	0.44%
Copper(\$/Lbs)	4.50	-0.65%

Source: in.investing.com; As on 8:10 am IST

GLOBAL MARKETS

Global Market Update

The Nasdaq ended sharply lower on Thursday, hit by losses in Nvidia, Apple and Tesla as investors rotated into smaller companies after softer-than-expected inflation data fed bets the Federal Reserve will cut interest rates in September. The S&P 500 declined 0.88% to end the session at 5,584.54 points. The Nasdaq declined 1.95% to 18,283.41 points, while the Dow Jones Industrial Average rose 0.08% to 39,753.75 points

Crude Oil

Oil prices rose in early Asian trading hours on Friday as signs of strong summer demand and easing inflationary pressures in the world's biggest oil market, the United States, bolstered investor confidence.

Gift Nifty

The GIFT Nifty is trading higher, indicating a positive opening for the day. Nifty futures were trading at 24,473 at 07:00 am IST.

TECHNICAL CHART



TECHNICAL VIEW

Nifty Outlook:

The domestic benchmark indices opened higher on Thursday driven by positive global cues. However, Nifty erased all gains after the opening and settled the day on a negative note at 24,316. Technically, the index witnessed profit booking after forming a bearish engulfing pattern on a daily scale. Thus, the index will find resistance near 24,460. Once the index sustains above this level, a rally could extend towards 25,550 to 24,600 levels. On the downside, 24,170 and 24,000 will act as good support levels for the index.

Bank Nifty Outlook:

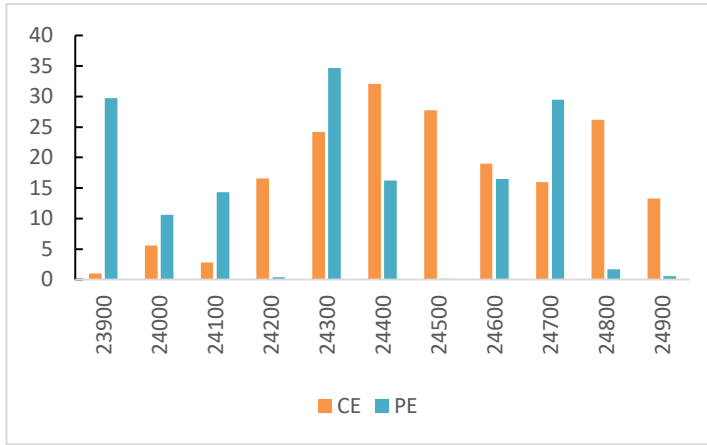
The Bank Nifty opened on a positive note and witnessed selling pressure in the first half. However, the index saw a strong pullback in the second half, which helped Bank Nifty to settle the day on a positive note at 52,271 levels. Technically, on a daily scale, the index formed a doji candle near the demand zone of 52,000. If Bank Nifty sustains above today's high of 52,400, the rally could extend to 53,000.

DERIVATIVES INDICATORS

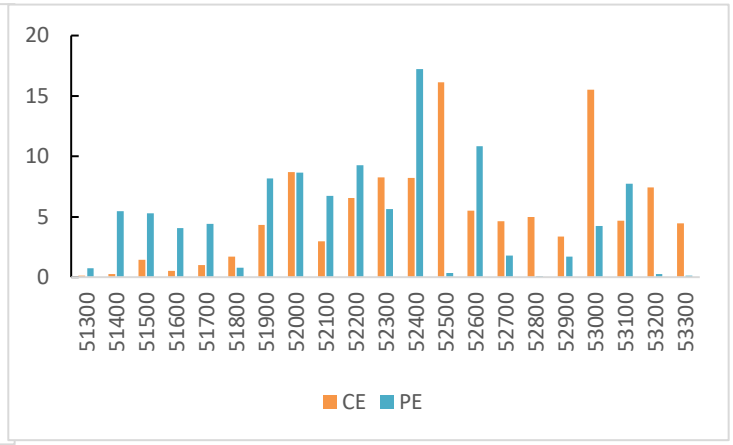
	Last Closing	Previous Day	Changes %	Out Come
NIFTY JULY FUT	24382.65	24355.05	0.11%	Neutral
NIFTY OI (Total)	15478325	15788100	-1.96%	
BANKNIFTY JULY FUT	52439.45	52318.60	0.23%	Short Covering
BANKNIFTY OI (Total)	2520060	2711865	-7.07%	
NIFTY PCR - OI	1.29	0.97	32.99%	Neutral
INDIA VIX	14.00	14.43	-3.03%	Neutral

WEEKLY OPTION'S OPEN INTEREST

Nifty Option OI - 18 July (OI in Lakhs)



BankNifty Option OI - 16 July (OI in Lakhs)



FII DERIVATIVES STATISTICS (In Cr.)

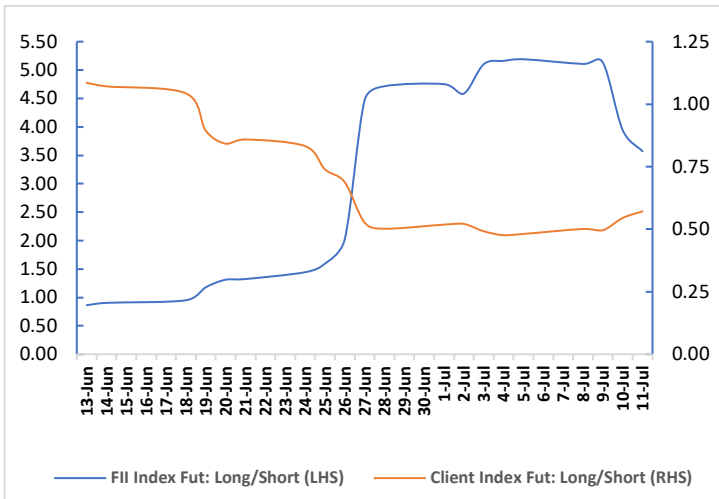
INDEX FUTURES	-2179.30
INDEX OPTIONS	-65319.54
STOCK FUTURES	-5050.58
STOCK OPTIONS	-159.88

Securities in Ban For Trade Date 12-JUL-2024:

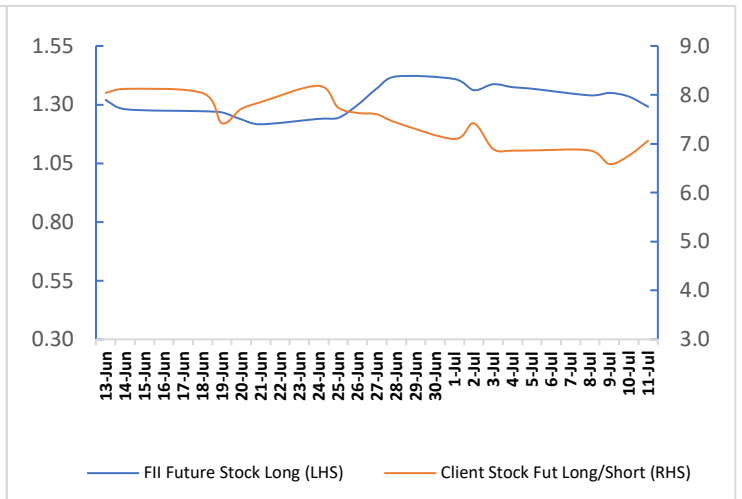
**ABFRL BALRAMCHIN BANDHANBNK CHAMBLFERT GNFC IEX INDIACEM
INDUSTOWER PEL RBLBANK**

Participant wise Open Interest (no. of contracts)

Fii Vs Client Index Fut Long Short Ratio



Fii Vs Client Stock Fut Long Short Ratio



Retail Research Technical & Fundamental Calls for the Month of July-2024

Positional Calls (For 1-3 Months)

Date	Company	Rec	Rec Price	Stop Loss	Target	Status	Net Returns%
05-Mar	TRIDENT	Accu	38.94	34.64	47.64-51.64	Open	
19-Jun	IDFC	Accu	117.5-120.5	113	128-135	Open	
20-Jun	FLUOROCHEM	Accu	3320-3420	3180	3670-3900	Open	
25-Jun	HAPPSTMNDS	Accu	820-840	795	900-950	Open	
26-Jun	VBL	Accu	1525-1575	1480	1680-1780	Open	
27-Jun	BAJAJ_AUTO	Accu	9225-9425	8900	10000-10040	Open	
01-Jul	Reliance	Accu	3035-3115	2940	3300-3500	Open	
04-Jul	BSOFT	Accu	717-691	670	770-820	Open	
26-Jun	GPPL	Accu	220-226	214	240-255	Open	
06-Jul	UNITDSPR	Accu	1215-1255	1190	1320-1400	Open	
08-Jul	MGL	Accu	1590-1660	1530	1800-1950	Open	
08-Jul	GMDCLTD	Accu	414-426	398	455-485	Open	
08-Jul	GAIL	Accu	222-228	217	240-255	Open	
09-Jul	NIACL	Accu	264.5-272.5	252.5	290-310	Booked	7.15%
10-Jul	SHYAMMETL	Accu	660-690	645	750-800	Open	

Investment Idea (For Long Term)

Date	Company	Rec	Rec Price	Target	Status	Net Returns%
21-Nov	AHLUCONT	Accu	800-815	1490	Booked	84.52%
24-Nov	ADORWELD	Accu	1500-1520	1806	Open	
03-Jan	TCI	Accu	825-835	1080	Open	
24-Jan	APLAPOLLO	Accu	1495-1505	2077	Open	
29-Jan	AUTOAXLES	Accu	2120-2130	2906	Open	
23-Feb	ASTRAL	Accu	2080-2100	2627	Open	
25-Apr	CAPLIPOINT	Accu	1320-1330	1675	Open	
14-May	CIEINDIA	Accu	480-490	617	Booked	27.22%
02-Jul	TIMETECHNO	Accu	320-330	426	Open	

For More Information on Retail Research Products please visit <https://www.investmentz.com/research-services>

Asit C. Mehta

INVESTMENT INTERMEDIATES LTD.

Retail Research Desk:

Devang Shah E: devang.shah@acm.co.in
 Neeraj Sharma E: neeraj.sharma@acm.co.in
 Hrishikesh Yedve E: hrishikesh.yedve@acm.co.in
 Ruchi Jain E: ruchi.jain@acm.co.in
 Kamlesh Jain E: kamlesh.jain@acm.co.in
 Email: retailresearch@acm.co.in

Research Analyst Registration Number:

INH000002483

CIN: U65990MH1993PLC075388

Download Investmentz app:



Follow us on:



Information pertaining to Asit C. Mehta Investment Intermediates Limited (ACMIIL):

ACMIIL is a SEBI registered Stock Broker, Merchant Banker, Portfolio Manager, Research Analyst and Depository Participant. It is also a AMFI registered Mutual Fund Distributor. Its associate/group companies are Asit C. Mehta Commodity Services Limited, Nucleus IT Enabled Services, and Asit C. Mehta Financial Services Limited (all providing services other than stock broking, merchant banking and portfolio management services.).

Disclosures

ACMIIL/its associates and its Research analysts have no financial interest in the companies covered on the report. ACMIIL/its associates and Research analysts did not have actual/beneficial ownership of one per cent or more in the companies being covered at the end of month immediately preceding the date of publication of the research report. ACMIIL/its associates or Research analysts have no material conflict of interest, have not received any compensation/benefits for any reason (including investment banking/ merchant banking or brokerage services) from either the companies concerned/third parties with respect to the companies covered in the past 12 months. ACMIIL/its associates and research analysts have neither managed or co-managed any public offering of securities of the companies covered nor engaged in market making activity for the companies being covered. Further, the companies covered neither are/nor were a client during the 12 months preceding the date of the research report. Further, the Research analyst/s covering the companies covered herein have not served as an officer/director or employee of the companies being covered

Disclaimer:

This report is based on information that we consider reliable, but we do not represent that it is accurate or complete and it should not be relied upon such. ACMIIL or any of its affiliates or employees shall not be in any way responsible for any loss or damage that may arise to any person from any inadvertent error in the information contained in the report. To enhance transparency we have incorporated a Disclosure of Interest Statement in this document. This should however not be treated as endorsement of the views expressed in the report.

You are also requested to refer to the disclaimer (which is deemed to be part and parcel and is applicable to this research report as well) : <http://www.investmentz.com/disclaimer>