

## CORPORATE AND ECONOMY NEWS

- **TVS Motor:** The company launched All New Apache RR 310 at starting price of Rs 2.75 lakh.
- **Firstsource Solutions:** The company partnered with Microsoft for digital services.
- **Torrent Power:** The company entered a memorandum of understanding with the Gujarat government for execution of a 5 gigawatt solar, wind or solar-wind hybrid project at Dwarka district in Gujarat.
- **Tarmat:** The company in 80:20 joint venture received Rs 139 crore order from Maharashtra Infrastructure Development Corp.
- **Carborundum Universal:** The company to acquire US-based Silicon Carbide Products for \$6.665 million (approx. Rs 56 crores).
- **JK Tyre Industries:** The company has received approval from its Board of Directors for the merger of its subsidiary, Cavendish Industries, with itself. The company will issue 92 of its shares for every 100 shares of Cavendish Industries.
- **Indo Count Industries:** The US-based subsidiary, Indo Count Global Inc., has acquired an 81% stake in Fluvitex USA, Inc. by entering into a Stock Purchase Agreement with Masias Invest, S.L., for \$19.63 million. It also has an exclusive option to purchase the remaining 19% stake at a value of \$4.6 million within the next five years.
- **Sandur Manganese:** The company has received approval from its Board of Directors to raise up to Rs 1,000 crore in one or more tranches via a Qualified Institutions Placement (QIP).
- **TVS Holdings:** The company has acquired a 100% stake in its step-down subsidiary, TVS Digital, from its subsidiary TVS Motor Company. Following the acquisition, TVS Digital has become a wholly-owned subsidiary of the company.
- **HEG:** Gulshan Kumar Sakhuja has resigned as Chief Financial Officer (CFO) of the company to pursue professional opportunities outside the organization. His last working day will be September 18.
- **Reliance Infrastructure:** The company announced that its board members will consider raising long-term resources from domestic and global markets via equity on September 19.
- **Globus Spirits:** The company launched its first single malt whisky under the brand DOAAB India Craft Whisky, marking its entry into the luxury segment of the growing whisky market in India.
- **Monarch Network Capital:** The board has appointed Govinda Meghani as Chief Financial Officer of the company, effective September 16.
- **India Shelter Finance:** Goldman Sachs bought over 7.4 lakh shares in India Shelter Finance Corporation on Monday via block deal at a cost of approximately Rs 56 crore.
- **Vedanta:** Vedanta Aluminium responded to dyke breach in Process Water Storage facility, saying it prioritises relief efforts and community support.

## MARKET SCAN

### INDIAN INDICES

Index	Clsq	Chg
BSE Sensex	82989	0.12%
Nifty	25384	0.11%
BANKNIFTY	52153	0.41%
India VIX	12.46	-0.72%

### GLOBAL INDICES

DJIA	41622	0.55%
Nasdaq	17592	-0.52%
FTSE	8278	0.06%
CAC	7449	-0.21%
DAX	18633	-0.35%
Nikkei	35871	-1.94%
Hang Seng	17619	1.13%

### SECTOR INDEX (NSE)

IT	43353	-0.10%
Infra	9349	0.16%
Energy	42569	0.80%
FMCG	64597	-0.72%
Pharma	23449	-0.04%
Auto	25830	0.03%
Metals	9428	0.61%
Midcap	60260	0.38%
Nifty 500	23968	0.17%

### DII/FII INVESTMENT (IN.CR.)

DII	754
FII/FPI	-1,635

### Top Open Interest Gainers

Symbol	OI Chg	Price Chg
BSOFT	22.03%	-4.28%
LICHSGFIN	21.94%	-6.12%
GNFC	21.47%	-1.04%
GODREJCP	17.89%	-2.63%

### Top Open Interest Losers

BHEL	-6.83%	2.04%
HINDUNILVR	-5.37%	-2.28%
METROPOLIS	-4.68%	0.22%
BAJAJ-AUTO	-4.19%	-0.36%

### FOREX MARKET

USDINR	83.94	0.02%
EURINR	93.09	0.16%

### COMMODITY MARKET

Gold (\$/OZ)	2612.00	0.11%
Silver(\$/OZ)	31.17	0.13%
Brent (\$/Bbl)	72.99	0.32%
Copper(\$/Lbs)	4.23	0.47%

GLOBAL MARKETS

**Global Market Update**

The S&P 500 eked out a slight gain in a subdued session while the Nasdaq fell on Monday, weighed down by a drop in technology stocks as investors assessed the likelihood of an upsized rate cut from the U.S. Federal Reserve this week. The Dow Jones Industrial Average rose 228.30 points, or 0.55%, to 41,622.08, the S&P 500 gained 7.07 points, or 0.13%, to 5,633.09 and the Nasdaq Composite lost 91.85 points, or 0.52%, to 17,592.13.

**Crude Oil**

Oil prices were trading higher as the ongoing impact of Hurricane Francine on output in the U.S. Gulf of Mexico offset persistent Chinese demand concerns ahead of this week's U.S. Federal Reserve interest rate cut decision.

**Gift Nifty**

The GIFT Nifty is trading marginally higher, indicating a flat to positive start for the day. Nifty futures were trading at 25,492.50 at 07:00 am IST.

TECHNICAL CHART



TECHNICAL VIEW

**Nifty Outlook:**

The domestic benchmark indices showed resilience on Monday, starting positively and continuing to reflect the influence of global cues. Nifty started the day on a flat to positive note and registered a new record high of 25,445.70 but was unable to sustain above it, resulting in profit booking. Ultimately, the index settled the day on a marginal positive note at 25,384. Technically, the small red candle formation on the daily chart signals some short-term hesitation, but the fact that Nifty remained above the 25,335 (breakout level of the rounding bottom pattern) suggests underlying strength. The 21-DEMA support is currently placed near 25,020. As long as Nifty stays above 25,000, a "buy on dips" strategy is advisable, with the potential for the index to test 25,600 in the short term.

**Bank Nifty Outlook:**

Bank Nifty started the day on a strong note and managed to close higher at 52,153 despite market volatility. The index sustained above the cup-and-handle breakout, which indicates potential strength. In the short term, Bank Nifty could test levels of 52,800–53,000, with a medium-term target of 53,800. The 21-DEMA support is currently placed near 51,310. Therefore, a "buy on dips" strategy is recommended for Bank Nifty as long as it stays above 51,300.

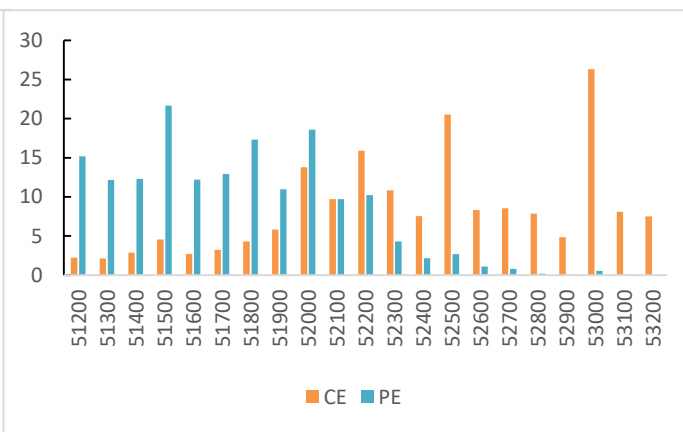
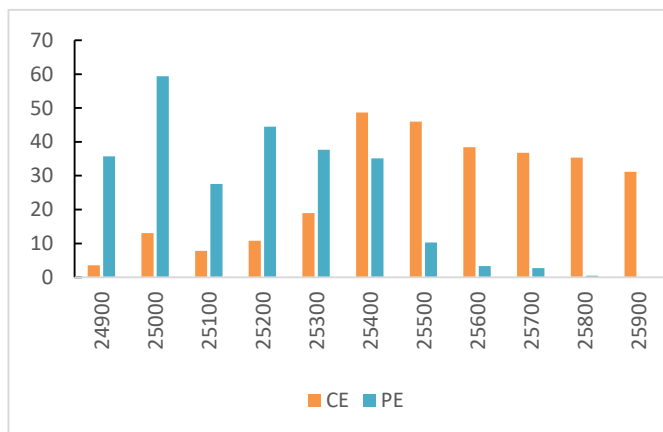
**DERIVATIVES INDICATORS**

	Last Closing	Previous Day	Changes %	Out Come
NIFTY SEPT FUT	25442.75	25372.60	0.28%	Short Covering
NIFTY OI (Total)	15974900	16308050	-2.04%	
BANKNIFTY SEPT FUT	52261.35	51929.40	0.64%	Short Covering
BANKNIFTY OI (Total)	2487720	2566200	-3.06%	
NIFTY PCR - OI	1.26	1.33	-5.26%	Neutral
INDIA VIX	12.46	12.55	-0.72%	Neutral

**WEEKLY OPTION'S OPEN INTEREST**

**Nifty Option OI - 19 Sept (OI in Lakhs)**

**BankNifty Option OI - 18 Sept (OI in Lakhs)**



**FII DERIVATIVES STATISTICS (In Cr.)**

INDEX FUTURES	332.09
INDEX OPTIONS	-31415.72
STOCK FUTURES	-4212.91
STOCK OPTIONS	-2254.26

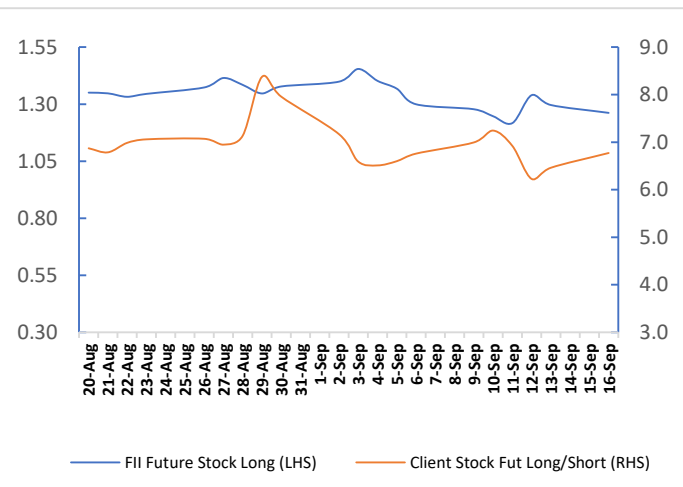
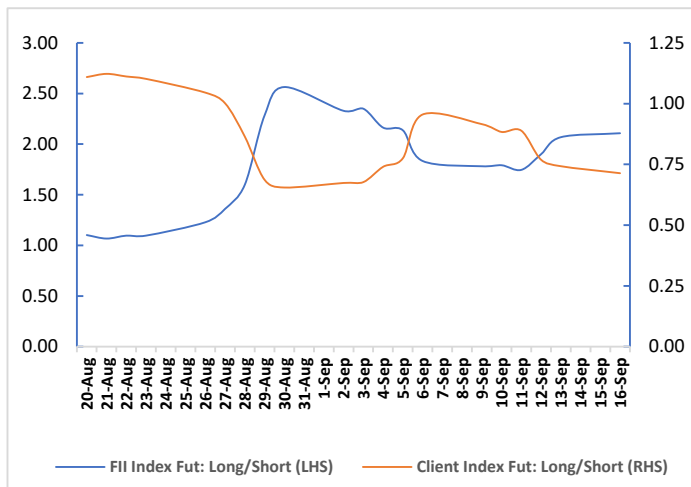
**Securities in Ban For Trade Date 17-SEP-2024:**

**AARTIIND BALRAMCHIN BANDHANBNK BSOFT CHAMBLFERT GNFC  
GRANULES HINDCOPPER LICHSFIN RBLBANK**

**Participant wise Open Interest (no. of contracts)**

**Fii Vs Client Index Fut Long Short Ratio**

**Fii Vs Client Stock Fut Long Short Ratio**



## Retail Research Technical & Fundamental Calls for the Month of September-2024

### Positional Calls/ Smart Delivery Trade/ Techno-Funda (Short to Medium term)

Date	Company	Rec	Rec Price	Stop Loss	Target	Status	Net Returns%
02-Sep	PROTEAN	Accu	1995-2065	1940	2190-2340	Open	
02-Sep	UPL	Accu	576-594	555	640-680	Open	
09-Sep	TATATECH	Accu	1052.5-1092.5	1018	1180-1250	Open	
10-Sep	ASHOKLEY	Accu	239-246	229	265-284	Open	
10-Sep	ZYDUSLIFE	Accu	1080-1110	1050	1170-1230	Open	
10-Sep	UDS	Accu	380-390	360	420-450	Open	
11-Sep	COALINDIA	Accu	478.5-488.5	464	515-540	Open	
11-Sep	TATAPOWER	Accu	426-440	410	470-500	Open	
11-Sep	TITAGARH	Accu	1330-1370	1270	1470-1570	Open	
12-Sep	ENGINEERSIN	Accu	210-217	204	230-244	Open	
12-Sep	ONGC	Accu	280-290	267	315-335	Open	
12-Sep	ANUP	Accu	2070-2170	1990	2400-2500	Open	
13-Sep	BAJFINANCE	Accu	7350-7580	7160	8000-8420	Open	
16-Sep	ENGINEERSIN	Accu	212-219	204	240-265	Open	
16-Sep	SHRIRAMPPS	Accu	120.5-130.5	113	150-170	Open	

### Investment Idea (For Long Term)

Date	Company	Rec	Rec Price	Target	Status	Net Returns%
24-Nov	ADORWELD	Accu	1500-1520	1806	Open	
24-Jan	APLAPOLLO	Accu	1495-1505	2077	Open	
29-Jan	AUTOAXLES	Accu	2120-2130	2906	Open	
23-Feb	ASTRAL	Accu	2080-2100	2627	Open	
31-Jul	ALICON	Accu	1235-1265	1765	Open	
22-Aug	CIEINDIA	Accu	555-565	698	Open	
23-Aug	ANUP	Accu	2000-2040	2894	Open	

For More Information on Retail Research Products please visit <https://www.investmentz.com/research-services>

## Asit C. Mehta

INVESTMENT INTERMEDIATES LTD.

#### Retail Research Desk:

Devang Shah E: [devang.shah@acm.co.in](mailto:devang.shah@acm.co.in)  
 Hrishikesh Yedve E: [hrishikesh.yedve@acm.co.in](mailto:hrishikesh.yedve@acm.co.in)  
 Ruchi Jain E: [ruchi.jain@acm.co.in](mailto:ruchi.jain@acm.co.in)  
 Kamlesh Jain E: [kamlesh.jain@acm.co.in](mailto:kamlesh.jain@acm.co.in)  
 Email: [retailresearch@acm.co.in](mailto:retailresearch@acm.co.in)

#### Research Analyst Registration Number:

INH000002483

CIN: U65990MH1993PLC075388

Download Investmentz app:



Follow us on:



Information pertaining to Asit C. Mehta Investment Intermediates Limited (ACMIIL):

ACMIIL is a SEBI registered Stock Broker, Portfolio Manager, Research Analyst and Depository Participant. It is also a AMFI registered Mutual Fund Distributor. Its associate/group companies are Asit C. Mehta Commodity Services Limited, Nucleus IT Enabled Services, and Asit C. Mehta Financial Services Limited (all providing services other than stock broking, merchant banking and portfolio management services.).

Disclosures

ACMIIL/its associates and its Research analysts have no financial interest in the companies covered on the report. ACMIIL/its associates and Research analysts did not have actual/beneficial ownership of one per cent or more in the companies being covered at the end of month immediately preceding the date of publication of the research report. ACMIIL/its associates or Research analysts have no material conflict of interest, have not received any compensation/benefits for any reason (including investment banking/ merchant banking or brokerage services) from either the companies concerned/third parties with respect to the companies covered in the past 12 months. ACMIIL/its associates and research analysts have neither managed or co-managed any public offering of securities of the companies covered nor engaged in market making activity for the companies being covered. Further, the companies covered neither are/nor were a client during the 12 months preceding the date of the research report. Further, the Research analyst/s covering the companies covered herein have not served as an officer/director or employee of the companies being covered

Disclaimer:

This report is based on information that we consider reliable, but we do not represent that it is accurate or complete and it should not be relied upon such. ACMIIL or any of its affiliates or employees shall not be in any way responsible for any loss or damage that may arise to any person from any inadvertent error in the information contained in the report. To enhance transparency we have incorporated a Disclosure of Interest Statement in this document. This should however not be treated as endorsement of the views expressed in the report.

You are also requested to refer to the disclaimer (which is deemed to be part and parcel and is applicable to this research report as well) :<http://www.investmentz.com/disclaimer>